

## HIGHLIGHTS OF PRESCRIBING INFORMATION

These highlights do not include all the information needed to use CIPROFLOXACIN AND DEXAMETHASONE OTIC SUSPENSION safely and effectively. See full prescribing information for CIPROFLOXACIN AND DEXAMETHASONE OTIC SUSPENSION.

### CIPROFLOXACIN AND DEXAMETHASONE, otic suspension

Initial U.S. Approval: 2003

#### INDICATIONS AND USAGE

Ciprofloxacin 0.3% and dexamethasone 0.1% otic suspension is a combination of ciprofloxacin, a fluoroquinolone antibacterial and dexamethasone, a corticosteroid, indicated for the treatment of infections caused by susceptible isolates of the designated microorganisms in the specific conditions listed below:

- Acute Otitis Externa (AOE) in pediatric (age 6 months and older), adult, and elderly patients due to *Staphylococcus aureus* and *Pseudomonas aeruginosa*. (1)

#### DOSAGE AND ADMINISTRATION

Ciprofloxacin 0.3% and dexamethasone 0.1% otic suspension is for otic use (ears) only, not for ophthalmic use, or for injection. (2.1)

- Shake well immediately before use. (2.1)
- Instill four drops into the affected ear twice daily, for seven days. (2.2)

#### DOSAGE FORMS AND STRENGTHS

Otic Suspension: Each mL of ciprofloxacin and dexamethasone otic suspension

#### CONTRAINDICATIONS

- Ciprofloxacin 0.3% and dexamethasone 0.1% otic suspension is contraindicated in patients with a history of hypersensitivity to ciprofloxacin, to other quinolones, or to any of the components in this medication. (4)
- Use of this product is contraindicated in viral infections of the external canal, including herpes simplex infections and fungal otic infections. (4)

#### WARNINGS AND PRECAUTIONS

- Hypersensitivity and anaphylaxis have been reported with systemic use of quinolones. Discontinue use if this occurs with use of ciprofloxacin 0.3% and dexamethasone 0.1% otic suspension. (5.1)
- Prolonged use may result in overgrowth of non-susceptible bacteria and fungi. (5.2)

#### ADVERSE REACTIONS

Most common adverse reactions were ear discomfort (3%), ear pain (2.3%), and ear pruritus (1.5%). (6)

To report SUSPECTED ADVERSE REACTIONS, contact Sentiss at 1-855-473-6847 or FDA at 1-800-FDA-1088 or [www.fda.gov/medwatch](http://www.fda.gov/medwatch).

See 17 for PATIENT COUNSELING INFORMATION and FDA-approved patient labeling.

Revised: 08/2023

## FULL PRESCRIBING INFORMATION: CONTENTS\*

### 1 INDICATIONS AND USAGE

#### 2 DOSAGE AND ADMINISTRATION

- Important Administration Instructions
- Dosage

#### 3 DOSAGE FORMS AND STRENGTHS

#### 4 CONTRAINDICATIONS

#### 5 WARNINGS AND PRECAUTIONS

- Hypersensitivity Reactions
- Potential for Microbial Overgrowth with Prolonged Use
- Continued or Recurrent Otorrhea

#### 6 ADVERSE REACTIONS

- Clinical Trials Experience
- Postmarketing Experience

#### 8 USE IN SPECIFIC POPULATIONS

- Pregnancy

- Lactation
- Pediatric Use

#### 10 OVERDOSAGE

#### 11 DESCRIPTION

#### 12 CLINICAL PHARMACOLOGY

- Mechanism of Action
- Pharmacokinetics
- Microbiology

#### 13 NONCLINICAL TOXICOLOGY

- Carcinogenesis, Mutagenesis, Impairment of Fertility
- Animal Toxicology and/or Pharmacology

#### 14 CLINICAL STUDIES

#### 16 HOW SUPPLIED/STORAGE AND HANDLING

#### 17 PATIENT COUNSELING INFORMATION

\*Sections or subsections omitted from the full prescribing information are not listed.

## FULL PRESCRIBING INFORMATION

### 1 INDICATIONS AND USAGE

Ciprofloxacin 0.3% and dexamethasone 0.1% otic suspension is indicated for the treatment of infections caused by susceptible isolates of the designated microorganisms in the specific conditions listed below:

- Acute Otitis Externa (AOE) in pediatric (age 6 months and older), adult and elderly patients due to *Staphylococcus aureus* and *Pseudomonas aeruginosa*.

### 2 DOSAGE AND ADMINISTRATION

#### 2.1 Important Administration Instructions

- Ciprofloxacin 0.3% and dexamethasone 0.1% otic suspension is for otic use (ears) only, and not for ophthalmic use, or for injection.
- Shake well immediately before use.

#### 2.2 Dosage

For the Treatment of Acute Otitis Externa (age 6 months and older)

The recommended dosage regimen is as follows:

- Four drops (equivalent to 0.14 mL of ciprofloxacin 0.3% and dexamethasone 0.1% otic suspension, (consisting of 0.42 mg ciprofloxacin and 0.14 mg dexamethasone)) instilled into the affected ear twice daily for seven days.
- The suspension should be warmed by holding the bottle in the hand for one or two minutes to avoid dizziness, which may result from the instillation of a cold suspension.
- The patient should lie with the affected ear upward, and then the drops should be instilled.
- This position should be maintained for 60 seconds to facilitate penetration of the drops into the ear canal. Repeat, if necessary, for the opposite ear.
- Discard unused portion after therapy is completed.

#### 3 DOSAGE FORMS AND STRENGTHS

Otic Suspension: Each mL of ciprofloxacin and dexamethasone otic suspension, USP contains ciprofloxacin hydrochloride USP, 0.3% (equivalent to 3 mg ciprofloxacin base) and dexamethasone USP, 0.1% equivalent to 1 mg dexamethasone.

#### 4 CONTRAINDICATIONS

- Ciprofloxacin 0.3% and dexamethasone 0.1% otic suspension is contraindicated in patients with a history of hypersensitivity to ciprofloxacin, to other quinolones, or to any of the components in this medication.
- Use of this product is contraindicated in viral infections of the external canal, including herpes simplex infections and fungal otic infections.

#### 5 WARNINGS AND PRECAUTIONS

##### 5.1 Hypersensitivity Reactions

Ciprofloxacin 0.3% and dexamethasone 0.1% otic suspension should be discontinued at the first appearance of a skin rash or any other sign of hypersensitivity. Serious and occasionally fatal hypersensitivity (anaphylactic) reactions, some following the first dose, have been reported in patients receiving systemic quinolones. Some reactions were accompanied by cardiovascular collapse, loss of consciousness, angioedema (including laryngeal, pharyngeal, or facial edema), airway obstruction, dyspnea, urticaria, and itching.

##### 5.2 Potential for Microbial Overgrowth with Prolonged Use

Prolonged use of ciprofloxacin 0.3% and dexamethasone 0.1% otic suspension may result in overgrowth of non-susceptible bacteria and fungi. If the infection is not improved after one week of treatment, cultures should be obtained to guide further treatment. If such infections occur, discontinue use and institute alternative therapy.

##### 5.3 Continued or Recurrent Otorrhea

If otorrhea persists after a full course of therapy, or if two or more episodes of otorrhea occur within six months, further evaluation is recommended to exclude an underlying condition, such as cholesteatoma, foreign body, or a tumor.

#### 6 ADVERSE REACTIONS

The following serious adverse reactions are described elsewhere in the labeling:

- Hypersensitivity Reactions [see *Warnings and Precautions* (5.1)]
- Potential for Microbial Overgrowth with Prolonged Use [see *Warnings and Precautions* (5.2)]

#### 6.1 Clinical Trials Experience

Because clinical trials are conducted under widely varying conditions, adverse reaction rates observed in the clinical trials of a drug cannot be directly compared to the rates in the clinical trials of another drug and may not reflect the rates observed in practice. In Phases II and III clinical trials, a total of 537 patients were treated with ciprofloxacin and dexamethasone otic suspension with AOE.

##### Acute Otitis Externa

The following adverse reactions occurred in 0.4% or more of the patients with intact tympanic membranes.

Adverse Reactions	Incidence (N = 537)
Ear pruritus	1.5%
Ear debris	0.6%
Superimposed ear infection	0.6%
Ear congestion	0.4%
Ear pain	0.4%
Erythema	0.4%

The following adverse reactions were each reported in a single patient: ear discomfort, decreased hearing, and ear disorder (tingling).

#### 6.2 Postmarketing Experience

The following adverse reactions have been identified during post approval use of ciprofloxacin 0.3% and dexamethasone 0.1% otic suspension. Because these reactions are reported voluntarily from a population of unknown size, it is not always possible to reliably estimate their frequency or establish a causal relationship to drug exposure. These reactions include auricular swelling, headache, hypersensitivity, otorrhea, skin exfoliation, rash erythematous, and vomiting.

#### 8 USE IN SPECIFIC POPULATIONS

##### 8.1 Pregnancy

###### Risk Summary

There are no available data on ciprofloxacin 0.3% and dexamethasone 0.1% otic suspension use in pregnant women to evaluate for a drug-associated risk of major birth defects, miscarriage or adverse maternal, or fetal outcomes. Because of the minimal systemic absorption of ciprofloxacin and dexamethasone following topical otic administration of ciprofloxacin 0.3% and dexamethasone 0.1% otic suspension, this product is expected to be of minimal risk for maternal and fetal toxicity when administered to pregnant women [see *Clinical Pharmacology* (12.3)].

Animal reproduction studies have not been conducted with ciprofloxacin 0.3% and dexamethasone 0.1% otic suspension. Oral administration of ciprofloxacin during organogenesis at doses up to 100 mg/kg to pregnant mice and rats, and up to 30 mg/kg to pregnant rabbits did not cause fetal malformations [see *Data*]. These doses were at least 200 times the recommended otic human dose (ROHD in mice, rats, and rabbits, respectively, based on body surface area (BSA)). With dexamethasone, malformations have been observed in animal studies after ocular and systemic administration.

The estimated background risk of major birth defects and miscarriage for the indicated population is unknown. All pregnancies have a background risk of birth defect, loss, or other adverse outcomes. In the U.S. general population, the estimated background risk of major birth defects and miscarriage in clinically recognized pregnancies is 2% to 4% and of miscarriage is 15% to 20%, respectively.

###### Data

###### Animal Data

###### Ciprofloxacin

Developmental toxicology studies have been performed with ciprofloxacin in rats, mice, and rabbits. The doses used in these studies are, at a minimum, approximately 200 times greater than the recommended otic human dose based on body surface area. In rats and mice, oral doses up to 100 mg/kg administered during organogenesis (Gestation Days [GD], 6 to 17) were not associated with adverse developmental outcomes, including embryofetal toxicity or malformations. A 30 mg/kg oral dose was associated with suppression of maternal and fetal body weight gain, but fetal malformations were not observed. Intravenous administration of doses up to 20 mg/kg to pregnant rabbits was not maternally toxic and neither embryofetal toxicity nor fetal malformations were observed. To mitigate maternal toxicity in these studies, groups of rabbits received ciprofloxacin for a different 5 day dosing period covering organogenesis (GD 6 to 18).

###### Dexamethasone

Dexamethasone has been shown to be teratogenic in mice and rabbits following topical ophthalmic application. In a rat oral developmental toxicity study, no adverse effects were observed at 0.01 mg/kg/day (0.1 times the ROHD based on BSA), although embryotoxicity was observed at higher doses.

#### 8.2 Lactation

##### Risk Summary

It is not known whether ciprofloxacin and dexamethasone are present in human milk following topical otic administration.

Published literature reports the presence of ciprofloxacin in human milk after oral administration to lactating women. However, because of the minimal systemic absorption of ciprofloxacin following topical otic administration of ciprofloxacin 0.3% and dexamethasone 0.1% otic suspension, breastfeeding is not expected to result in the exposure of the infant to ciprofloxacin [see *Clinical Pharmacology* (12.3)].

contains ciprofloxacin hydrochloride 0.3% (equivalent to 3 mg ciprofloxacin base) and dexamethasone 0.1% (equivalent to 1 mg dexamethasone). (3)

Systemically administered corticosteroids appear in human milk. Dexamethasone in breast milk could suppress growth, interfere with endogenous corticosteroid production, or cause other untoward effects. However, it is not known whether topical otic administration of ciprofloxacin 0.3% and dexamethasone 0.1% otic suspension could result in systemic absorption that is sufficient to produce detectable quantities of dexamethasone in human milk.

There are no data on the effects of ciprofloxacin or dexamethasone on milk production. The developmental and health benefits of breastfeeding should be considered along with the mother's clinical need for ciprofloxacin 0.3% and dexamethasone 0.1% otic suspension and any potential adverse effects on the breast-fed child from ciprofloxacin 0.3% and dexamethasone 0.1% otic suspension.

##### 8.4 Pediatric Use

The safety and efficacy of ciprofloxacin 0.3% and dexamethasone 0.1% otic suspension have been established in pediatric patients 6 months and older (937 patients) in adequate and well-controlled clinical trials.

No clinically relevant changes in hearing function were observed in 69 pediatric patients (age 4 to 12 years) treated with ciprofloxacin 0.3% and dexamethasone 0.1% otic suspension and tested for audiometric parameters.

#### 10 OVERDOSAGE

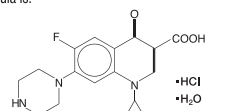
Due to the characteristics of this preparation, no toxic effects are to be expected with an otic overdose of this product.

#### 11 DESCRIPTION

Ciprofloxacin 0.3% and dexamethasone 0.1% otic suspension, USP, contains the quinolone antimicrobial, ciprofloxacin hydrochloride USP, combined with the corticosteroid, dexamethasone USP, in a sterile, suspension for otic use. Each mL of ciprofloxacin 0.3% and dexamethasone 0.1% otic suspension contains ciprofloxacin hydrochloride USP (equivalent to 3 mg ciprofloxacin base), 1 mg dexamethasone USP, and 0.1 mg benzalkonium chloride as a preservative. The inactive ingredients are acetic acid, boric acid, edetate disodium, hydroxyethyl cellulose, water for injection, sodium acetate, sodium chloride, and tyloxapol. Sodium hydroxide or hydrochloric acid may be added for adjustment of pH.

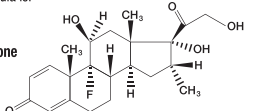
Ciprofloxacin, a quinolone antimicrobial is available as the monohydrochloride monohydrate salt of 1-cyclopropyl-6-fluoro-1,4-dihydro-4-oxo-7-(1-piperazinyl)-3-quinoline carboxylic acid. The empirical formula is  $C_{17}H_{19}FN_3O_3 \cdot HCl \cdot H_2O$ . The molecular weight is 385.82 g/mol and the structural formula is:

Figure 1: Structure of Ciprofloxacin



Dexamethasone, 9-fluoro-11(beta),17,21-trihydroxy-16(alpha)-methylpregna-1,4-diene-3,20-dione, is a corticosteroid. The empirical formula is  $C_{22}H_{35}FO_6$ . The molecular weight is 392.46 g/mol and the structural formula is:

Figure 2: Structure of Dexamethasone



#### 12 CLINICAL PHARMACOLOGY

##### 12.1 Mechanism of Action

Ciprofloxacin is a fluoroquinolone antibacterial [see *Microbiology* (12.4)].

Dexamethasone, a corticosteroid, has been shown to suppress inflammation by inhibiting multiple inflammatory cytokines resulting in decreased edema, fibrin deposition, capillary leakage, and migration of inflammatory cells.

##### 12.3 Pharmacokinetics

Following a single bilateral 4-drop (total dose = 0.28 mL, 0.84 mg ciprofloxacin, 0.28 mg dexamethasone) topical otic dose of ciprofloxacin 0.3% and dexamethasone 0.1% otic suspension to pediatric patients, measurable plasma concentrations of ciprofloxacin and dexamethasone were observed at 6 hours following administration in 2 of 9 patients and 5 of 9 patients, respectively.

Mean  $\pm$  SD peak plasma concentrations of ciprofloxacin were  $1.39 \pm 0.880$  ng/mL (n = 9). Peak plasma concentrations ranged from 0.543 ng/mL to 3.45 ng/mL and were on average approximately 0.1% of peak plasma concentrations achieved with an oral dose of 250-mg. Peak plasma concentrations of ciprofloxacin were observed within 15 minutes to 2 hours post dose application.

Mean  $\pm$  SD peak plasma concentrations of dexamethasone were  $1.14 \pm 1.54$  ng/mL (n = 9). Peak plasma concentrations ranged from 0.135 ng/mL to 5.10 ng/mL and were on average approximately 14% of peak concentrations reported in the literature following an oral 0.5-mg tablet dose. Peak plasma concentrations of dexamethasone were observed within 15 minutes to 2 hours post dose application.

Dexamethasone has been added to aid in the resolution of the inflammatory response accompanying bacterial infection.

##### 12.4 Microbiology

###### Mechanism of Action

The bactericidal action of ciprofloxacin results from interference with the enzyme, DNA gyrase, which is needed for the synthesis of bacterial DNA.

###### Resistance

Cross-resistance has been observed between ciprofloxacin and other fluoroquinolones. There is generally no cross-resistance between ciprofloxacin and other classes of antibacterial agents, such as beta-lactams or aminoglycosides.

###### Antimicrobial Activity

Ciprofloxacin has been shown to be active against most isolates of the following microorganisms, both *in vitro* and clinically in otic infections [see *Indications and Usage* (1)].

###### Aerobic Bacteria

###### Gram-positive Bacteria

- Staphylococcus aureus*

###### Gram-negative Bacteria

- Pseudomonas aeruginosa*

#### 13 NONCLINICAL TOXICOLOGY

##### 13.1 Carcinogenesis, Mutagenesis, Impairment of Fertility

###### Carcinogenesis

Long-term carcinogenicity studies in mice and rats have been completed for ciprofloxacin. After daily oral doses of 750 mg/kg (mice) and 250 mg/kg (rats) were administered for up to 2 years, there was no evidence that ciprofloxacin had any carcinogenic or tumorigenic effects in these species. No long-term studies of ciprofloxacin 0.3% and dexamethasone 0.1% otic suspension have been performed to evaluate carcinogenic potential.

Long-term studies have not been performed to evaluate the carcinogenic potential of topical otic dexamethasone.

###### Mutagenesis

Eight *in vitro* mutagenicity tests have been conducted with ciprofloxacin, and the test results are listed below:

- Salmonella*/Microsome Test (Negative)
- E. coli* DNA Repair Assay (Negative)
- Mouse Lymphoma Cell Forward Mutation Assay (Positive)
- Chinese Hamster V79 Cell HGPRT Test (Negative)
- Syrian Hamster Embryo Cell Transformation Assay (Negative)
- Saccharomyces cerevisiae* Point Mutation Assay (Negative)
- Saccharomyces cerevisiae* Mitotic Crossover and Gene Conversion Assay (Negative)
- Rat Hepatocyte DNA Repair Assay (Positive)

Thus, 2 of the 8 tests were positive, but results of the following 3 *in vivo* test systems gave negative results:

- Rat Hepatocyte DNA Repair Assay
- Micronucleus Test (Mice)
- Dominant Lethal Test (Mice)

Dexamethasone has been tested for *in vitro* and *in vivo* genotoxic potential and shown to be positive in the following assays: chromosomal aberrations, sister-chromatid exchange in human lymphocytes, and micronuclei and sister-chromatid exchanges in mouse bone marrow. However, the Ames/Salmonella assay, both with and without S9 mix, did not show any increase in His<sup>r</sup> revertants.

###### Impairment of Fertility

Fertility studies performed in male and female rats at oral doses of ciprofloxacin up to 100 mg/kg (approximately 482 times the ROHD of ciprofloxacin based on BSA) revealed no evidence of impairment. Male rats received oral ciprofloxacin for 10 weeks prior to mating and females were dosed for 3 weeks prior to mating through GD 7.

The effect of dexamethasone on fertility has not been investigated following topical otic application. However, the lowest toxic dose of dexamethasone identified following topical dermal application was 1.802 mg/kg in a 26-week study in male rats and resulted in changes to the testes, epididymis, sperm duct, prostate, seminal vesicle, Cowper's gland, and accessory glands. The relevance of this study for short-term topical otic use is unknown.

##### 13.2 Animal Toxicology and/or Pharmacology

Guinea pigs dosed in the middle ear with ciprofloxacin 0.3% and dexamethasone 0.1% otic suspension for one month exhibited no drug-related structural or functional changes of the cochlear hair cells and no lesions in the ossicles.

#### 14 CLINICAL STUDIES

In 2 randomized multicenter, controlled clinical trials, ciprofloxacin 0.3% and dexamethasone 0.1% otic suspension dosed 2 times per day for 7 days demonstrated clinical cures in 87% and 94% of per protocol evaluable AOE patients, respectively, compared to 84% and 89%, respectively, for otic suspension containing neomycin 0.35%, polymyxin B 10,000 units/mL, and hydrocortisone 1.0% (neo/poly/Hc). Among culture positive patients, clinical cures were 86% and 92% for ciprofloxacin 0.3% and dexamethasone 0.1% otic suspension compared to 84% and 89%, respectively, for neo/poly/Hc. Microbiological eradication rates for these patients in the same clinical trials were 86% and 92% for ciprofloxacin 0.3% and dexamethasone 0.1% otic suspension compared to 85% and 85%, respectively, for neo/poly/Hc.



#### 16 HOW SUPPLIED/STORAGE AND HANDLING

Ciprofloxacin 0.3% and Dexamethasone 0.1% otic suspension, USP is a white-to-off-white suspension supplied as follows: 7.5 mL fill in a system consisting of a natural polyethylene bottle and natural plug, with a white HDPE closure. Tamper evidence is provided with a tamper-evident ring around the closure and neck area of the package.

NDC 72485-625-13 7.5 mL fill

**Storage:** Store at 20° to 25°C (68° to 77°F); excursions permitted to 15° to 30°C (59° to 86°F) [see USP Controlled Room Temperature].

Avoid freezing. Protect from light.

#### 17 PATIENT COUNSELING INFORMATION

Advise the patient to read the FDA-approved patient labeling (Patient Information and Instructions for Use).

#### For Otic Use Only

Advise patients that ciprofloxacin 0.3% and dexamethasone 0.1% otic suspension is for **otic use (ears) only**. **This product must not be used in the eye** [see *Dosage and Administration* (2.2)].

#### Administration Instructions

Instruct patients to warm the bottle in their hand for one to two minutes prior to use and shake well immediately before using [see *Dosage and Administration* (2.1, 2.2)].

#### Allergic Reactions

Advise patients to discontinue use immediately and contact their physician, if rash or allergic reaction occurs [see *Warnings and Precautions* (5.1)].

#### Avoid Contamination of the Product

Advise patients to avoid contaminating the tip with material from the ear, fingers, or other sources [see *Instructions for Use*].

#### Duration of Use

Advise patients that it is very important to use the eardrops for as long as their doctor has instructed, even if the symptoms improve [see *Patient Information*].

#### Protect from Light

Advise patients to protect the product from light [see *How Supplied/Storage and Handling* (16)].

#### Unused Product

Advise patients to discard unused portion after therapy is completed [see *Dosage and Administration* (2.2)].

Distributed by: Armas Pharmaceuticals, Inc.  
Freehold, NJ 07728 USA

Manufactured by:  
Ophthapham AG Riethofstrasse 1, Hettlingen, 8442,  
Switzerland (CHE) for Sentiss

Made in Switzerland

Rev. 08/23

## PATIENT INFORMATION

### Ciprofloxacin 0.3% and Dexamethasone 0.1% Otic Suspension

#### What is ciprofloxacin 0.3% and dexamethasone 0.1% otic suspension?

Ciprofloxacin 0.3% and dexamethasone 0.1% otic suspension is a prescription medicine used in the ear only (otic use) that contains 2 medicines, a quinolone antibiotic medicine called ciprofloxacin and a corticosteroid medicine called dexamethasone. Ciprofloxacin 0.3% and dexamethasone 0.1% otic suspension is used in adults and children 6 months of age or older to treat certain types of infections caused by certain germs called bacteria. These bacterial infections include:

- outer ear canal infection (known as acute otitis externa or AOE)

It is not known if ciprofloxacin 0.3% and dexamethasone 0.1% otic suspension is safe and effective in children under 6 months of age.

#### Who should not use ciprofloxacin 0.3% and dexamethasone 0.1% otic suspension?

#### Do not use ciprofloxacin 0.3% and dexamethasone 0.1% otic suspension if you:

- are allergic to ciprofloxacin, quinolones, or any of the ingredients in ciprofloxacin 0.3% and dexamethasone 0.1% otic suspension. See the end of this Patient Information leaflet for a complete list of ingredients in ciprofloxacin 0.3% and dexamethasone 0.1% otic suspension.
- have an outer ear canal infection caused by certain viruses, including the herpes simplex virus.
- have an ear infection caused by a fungus.

#### What should I tell my doctor before using ciprofloxacin 0.3% and dexamethasone 0.1% otic suspension?

#### Before using ciprofloxacin 0.3% and dexamethasone 0.1% otic suspension, tell your doctor about all of your medical conditions, including if you:

- are pregnant or plan to become pregnant. It is not known if ciprofloxacin 0.3% and dexamethasone 0.1% otic suspension will harm your unborn baby.
- are breastfeeding or plan to breastfeed. It is not known if ciprofloxacin 0.3% and dexamethasone 0.1% otic suspension passes into your breast milk. Talk to your doctor about the best way to feed your baby during treatment with ciprofloxacin 0.3% and dexamethasone 0.1% otic suspension.

Tell your doctor about all the medicines you take, including prescription and over-the-counter medicines, vitamins, and herbal supplements.

#### How should I use ciprofloxacin 0.3% and dexamethasone 0.1% otic suspension?

- Read the detailed **Instructions for Use** that come with ciprofloxacin 0.3% and dexamethasone 0.1% otic suspension.
- Use ciprofloxacin 0.3% and dexamethasone 0.1% otic suspension exactly as your doctor tells you to.
- **Ciprofloxacin 0.3% and dexamethasone 0.1% otic suspension is for use in the ear only (otic use). Do not use ciprofloxacin 0.3% and dexamethasone 0.1% otic suspension in the eye or inject ciprofloxacin 0.3% and dexamethasone 0.1% otic suspension.**
- Apply 4 drops of ciprofloxacin 0.3% and dexamethasone 0.1% otic suspension into the affected ear 2 times a day for 7 days.
- **Do not stop using ciprofloxacin 0.3% and dexamethasone 0.1% otic suspension unless your doctor tells you to, even if your symptoms improve.** If your symptoms do not improve after 7 days of treatment with ciprofloxacin 0.3% and dexamethasone 0.1% otic suspension, call your doctor.
- Call your doctor right away if:
  - you have fluid that continues to drain from your ear (otorrhea) after you have finished your treatment with

ciprofloxacin 0.3% and dexamethasone 0.1% otic suspension

- you have fluid that drains from your ear **2 or more times within 6 months** after you stop treatment with ciprofloxacin 0.3% and dexamethasone 0.1% otic suspension.

#### What are the possible side effects of ciprofloxacin 0.3% and dexamethasone 0.1% otic suspension?

#### Ciprofloxacin 0.3% and dexamethasone 0.1% otic suspension may cause serious side effects, including:

- **allergic reactions.** Stop using ciprofloxacin 0.3% and dexamethasone 0.1% otic suspension and call your doctor or go to the nearest emergency room if you have any of the following signs or symptoms of an allergic reaction:
  - hives (urticaria)
  - trouble breathing
  - swelling of your face, lips, mouth, or tongue
  - dizziness, fast heartbeat, or pounding in your chest
  - rash
  - itching

#### The most common side effects of ciprofloxacin 0.3% and dexamethasone 0.1% otic suspension include:

- ear discomfort
- ear pain
- ear itching (pruritus)

These are not all the possible side effects of ciprofloxacin 0.3% and dexamethasone 0.1% otic suspension. Call your doctor for medical advice about side effects. You may report side effects to FDA at 1-800-FDA-1088.

#### How should I store ciprofloxacin 0.3% and dexamethasone 0.1% otic suspension?

- Store ciprofloxacin 0.3% and dexamethasone 0.1% otic suspension at room temperature between 20° to 25°C (68° to 77°F); excursions permitted to 15° to 30°C (59° to 86°F) [see USP Controlled Room Temperature].

- Do not freeze ciprofloxacin 0.3% and dexamethasone 0.1% otic suspension.

- Keep ciprofloxacin 0.3% and dexamethasone 0.1% otic suspension out of light.

#### Keep ciprofloxacin 0.3% and dexamethasone 0.1% otic suspension and all medicines out of the reach of children.

#### General information about the safe and effective use of ciprofloxacin 0.3% and dexamethasone 0.1% otic suspension.

Medicines are sometimes prescribed for purposes other than those listed in a Patient Information leaflet. **Do not use ciprofloxacin 0.3% and dexamethasone 0.1% otic suspension for a condition for which it was not prescribed.** Do not give ciprofloxacin 0.3% and dexamethasone 0.1% otic suspension to other people, even if they have the same symptoms that you have. It may harm them. You can ask your pharmacist or doctor for information about ciprofloxacin 0.3% and dexamethasone 0.1% otic suspension that is written for health professionals.

#### What are the ingredients in ciprofloxacin 0.3% and dexamethasone 0.1% otic suspension?

**Active ingredients:** ciprofloxacin hydrochloride USP, dexamethasone USP, and benzalkonium chloride as a preservative.

**Inactive ingredients:** acetic acid, boric acid, edetate disodium, hydroxyethyl cellulose, water for injection, sodium acetate, sodium chloride, and tyloxapol. Sodium hydroxide or hydrochloric acid may be added for adjustment of pH.

Distributed by: Armas Pharmaceuticals, Inc.  
Freehold, NJ 07728 USA

Manufactured by:  
Ophthapham AG Riethofstrasse 1, Hettlingen, 8442,  
Switzerland (CHE) for Sentiss

Made in Switzerland

Rev. 08/23

This Patient Information has been approved by the U.S. Food and Drug Administration

Revised: August 2023

## INSTRUCTIONS FOR USE

### Ciprofloxacin 0.3% and Dexamethasone 0.1% Otic Suspension

This “Instructions for Use” contains information on how to use ciprofloxacin 0.3% and dexamethasone 0.1% otic suspension.

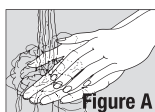
#### Important Information You Need to Know Before Using Ciprofloxacin 0.3% and Dexamethasone 0.1% otic suspension.

Read this Instructions for Use that comes with ciprofloxacin 0.3% and dexamethasone 0.1% otic suspension before you start using it and each time you get a refill. There may be new information. This information does not take the place of talking with your doctor about your medical condition or treatment.

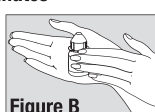
- **Use ciprofloxacin 0.3% and dexamethasone 0.1% otic suspension exactly as your doctor tells you to use it.**
- **Ciprofloxacin 0.3% and dexamethasone 0.1% otic suspension is for use in the ear only (otic use).** Do not inject ciprofloxacin 0.3% and dexamethasone 0.1% otic suspension or use ciprofloxacin 0.3% and dexamethasone 0.1% otic suspension in the eye.
- **Shake ciprofloxacin 0.3% and dexamethasone 0.1% otic suspension well before each use.**
- **Do not touch your ear, fingers, or other surfaces with the tip of the ciprofloxacin 0.3% and dexamethasone 0.1% otic suspension bottle.** You may get bacteria on the tip of the bottle that can cause you to get another infection.

#### How should I use ciprofloxacin 0.3% and dexamethasone 0.1% otic suspension?

**Step 1.** Wash your hands with soap and water (see **Figure A**).

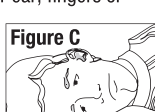


**Step 2.** Warm the bottle of ciprofloxacin 0.3% and dexamethasone 0.1% otic suspension by rolling the bottle between your hands for 1 to 2 minutes (see **Figure B**).



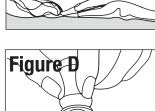
Shake the bottle of ciprofloxacin 0.3% and dexamethasone 0.1% otic suspension well.

**Step 3.** Remove the ciprofloxacin 0.3% and dexamethasone 0.1% otic suspension cap. Put the cap in a clean and dry area. **Do not** let the tip of the bottle touch your ear, fingers or other surfaces.



**Step 4.** Lie down on your side so that the affected ear faces upward (see **Figure C**).

**Step 5.** Hold the bottle of ciprofloxacin 0.3% and dexamethasone 0.1% otic suspension between your thumb and index finger (see **Figure D**). Place the tip of the bottle close to your ear. **Be careful not to touch your fingers or ear with the tip of the bottle.**



**Step 6.** Gently squeeze the bottle and let 4 drops of ciprofloxacin 0.3% and dexamethasone 0.1% otic suspension fall into the affected ear. If a drop misses your ear, follow the instructions in Step 5 again.

**Step 7.** Stay on your side with the affected ear facing upward (see **Figure C**).

**It is important that you follow the instructions below for your specific ear infection,** to allow ciprofloxacin 0.3% and dexamethasone 0.1% otic suspension to enter the affected part of your ear.

**Step 8.** If you use ciprofloxacin 0.3% and dexamethasone 0.1% otic suspension to treat an **outer ear canal infection:**

- Gently pull the outer ear lobe upward and backward (see **Figure E**). This will allow the drops of ciprofloxacin 0.3% and dexamethasone 0.1% otic suspension to enter your ear canal.
- Remain on your side with the affected ear facing upward (see **Figure C**) for 1 minute.

**Figure E**



**Step 9.** If your doctor has told you to use ciprofloxacin 0.3% and dexamethasone 0.1% otic suspension in both ears, repeat steps 5 to 8 for your other ear.

**Step 10.** Put the cap back on the bottle and close it tightly.

**Step 11.** After you have used all of your ciprofloxacin 0.3% and dexamethasone 0.1% otic suspension doses, there may be some ciprofloxacin 0.3% and dexamethasone 0.1% otic suspension left in the bottle. Throw the bottle away.

#### How should I store ciprofloxacin 0.3% and dexamethasone 0.1% otic suspension?

- Store ciprofloxacin 0.3% and dexamethasone 0.1% otic suspension at room temperature between 20° to 25°C (68° to 77°F); excursions permitted to 15° to 30°C (59° to 86°F) [see USP Controlled Room Temperature].

- Do not freeze ciprofloxacin 0.3% and dexamethasone 0.1% otic suspension.

- Keep ciprofloxacin 0.3% and dexamethasone 0.1% otic suspension out of light.

#### Keep ciprofloxacin 0.3% and dexamethasone 0.1% otic suspension and all medicines out of the reach of children.

If you would like more information, talk with your doctor. You can ask your pharmacist or doctor for more information about ciprofloxacin 0.3% and dexamethasone 0.1% otic suspension that is written for health professionals.

Distributed by: Armas Pharmaceuticals, Inc.  
Freehold, NJ 07728 USA

Manufactured by:  
Ophthapham AG Riethofstrasse 1, Hettlingen, 8442,  
Switzerland (CHE) for Sentiss

Made in Switzerland

Rev. 08/23

This Patient Information has been approved by the U.S. Food and Drug Administration

Revised: August 2023